

PRESSURE SEAL CAST STEEL DOUBLE DISC METAL SEAL PARALLEL GATE VALVE 2500Lb

Applicable standards:

STEEL GATE VALVES, API 600/API 6D
STEEL GATE VALVES, ISO 10434/ISO 14313
STEEL VALVES, ASME B 16.34
FACE TO FACE, ASME B 16.10
END FLANGES, ASME B 16.5
BUTTWELDING ENDS, ASME B 16.25
INSPECTION AND TEST, API 598/API 6D

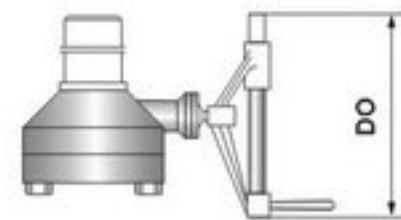
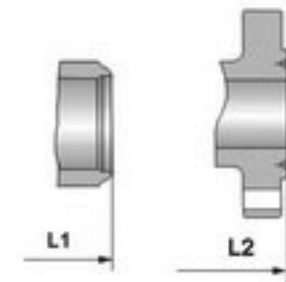
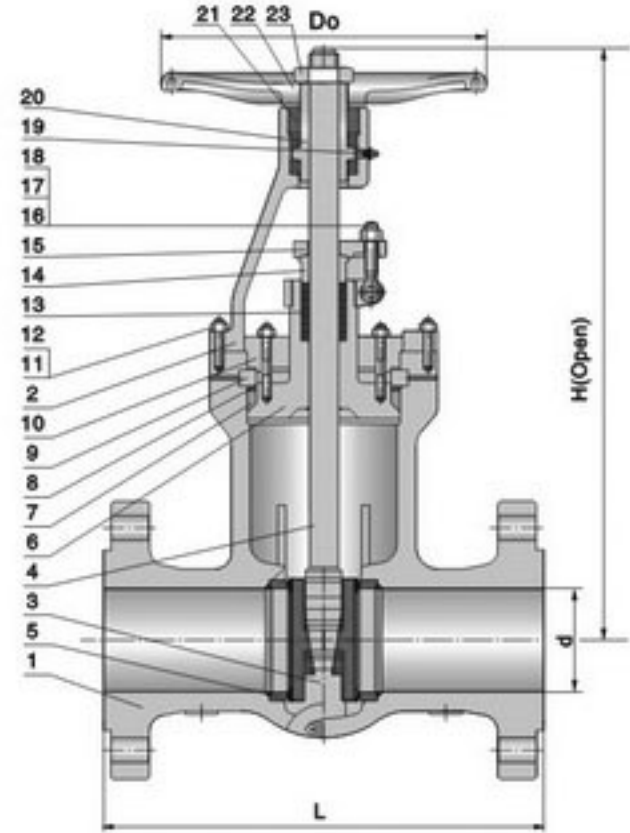
Design description:

PSB, PRESSURE SEAL BONNET
"V" WITH LEADING TO DISC
RENEWABLE SEAT RINGS
FORGED T-HEAD STEM
RISING STEM AND NON-RISING HANDWHEEL
FLANGED OR BUTTWELDING ENDS
AVAILABLE WITH BG OPERATOR

Materials of parts

No	Part Name	Carbon Steel	ASTM Material 1 1/4Cr-1/2Mo	18Cr-9Ni-2Mo
1	Body	A216-WCB	A217-WC6	A351-CF8M
2	Yoke	A216-WCB	A217-WC6	A351-CF8M
3	Wedge	A216-WCB+HF	A217-WC6+HF	A351-CF8M+HF
4	Stem	A182-F6a	CR-MO-V	A182-316
5	Seat Ring	A105+HF	A182-F11+HF	A240-316+HF
6	Bonnet	A105	A182-F11	A240-316
7	Bonnet Gasket ¹⁾	Steel Ring	304SS Ring	316SS Ring
8	Adapter Ring	Carbon Steel	A276-420	A276-316
9	Retainer	Carbon Steel	A276-420	A276-316
10	Yoke Cap	Carbon Steel	Alloy Steel	Stainless Steel
11	Bonnet Stud	A193-B7	A193-B16	A193-B8M
12	Bonnet Stud Nut	A194-2H	A194-7	A194-8M
13	Packing		Graphite	
14	Gland	A276-420	A276-304	A276-316L
15	Gland Flange	A216-WCB	A217-WC6	A351-CF8M
16	Eyebolt Pin	Carbon Steel	A276-420	A276-316
17	Eyebolt	Carbon Steel	A193-B7	A193-B8
18	Eyebolt Nut	Carbon Steel	A194-2H	A194-8
19	Grease Fitting		Brass+Steel	
20	Yokesleeve		Aluminum-Bronze ²⁾	
21	Yokesleeve Jam Nut		Carbon Steel	
22	Handwheel		Malleable Iron	
23	Handwheel Nut		Carbon Steel	

Note: 1).Graphite optional
2).Ductile Ni-Resist optional
3).Wedge and seat ring may either be solid facing material or a base material equal to or better than the body/bonnet material with facing as shown.



Dimensions data

NPS	2	2 1/2	3	4	6	8	10	12	14	16	18	20	24	26	28	32	34	36	in
DN	50	65	80	100	150	200	250	300	350	400	450	500	600	650	700	800	850	900	mm

ANSI Class 2500Lb

L1 (BW)	11.00	13.00	14.50	18.00	24.00	30.00	36.00	41.00	44.01	49.01	55.00	55.00	63.97	70.00	75.00	80.00	85.98	95.00	in
	279	330	368	457	610	762	914	1041	1118	1245	1397	1397	1625	1778	1905	2032	2184	2413	mm
L (RF)	17.75	20.00	22.75	26.50	36.00	40.25	50.00	56.00	-	-	-	-	-	-	-	-	-	-	in
	451	508	578	673	914	1022	1270	1422	-	-	-	-	-	-	-	-	-	-	mm
L2 (RTJ)	17.88	20.50	23.00	26.88	36.50	40.88	50.88	56.88	-	-	-	-	-	-	-	-	-	-	in
	454	514	584	683	927	1038	1292	1445	-	-	-	-	-	-	-	-	-	-	mm
H (OPEN)	22.5	22.5	25.62	30	36.62	41.38	44.88	60.25	54.29	58.30	65.00	71.29	75.00	80.00	82.99	92.99	96.96	120.59	in
	570	570	650	760	930	1050	1140	1530	1379	1481	1651	1811	1905	2032	2108	2362	2463	3063	mm
DO	14	14	18	24	28	34	34	34	40.15	40.15	40.15	40.15	-	-	-	-	-	-	in
	350	350	450	600	700	850	850	850	1020	1020	1020	1020	-	-	-	-	-	-	mm
WT (kg)	110	110	150	175	380	575	980	1570	3200	4100	5200	6800	9500	11000	13100	17200	19300	25000	BW
	165	195	235	316	635	910	1780	2680	-	-	-	-	-	-	-	-	-	-	RF/RTJ