

## PRESSURE SEAL CAST STEEL DOUBLE DISC METAL SEAL PARALLEL GATE VALVE 1500lb

### Applicable standards:

STEEL GATE VALVES, API 600/API 6D  
STEEL GATE VALVES, ISO 10434/ISO 14313  
STEEL VALVES, ASME B 16.34  
FACE TO FACE, ASME B 16.10  
END FLANGES, ASME B 16.5  
BUTTWELDING ENDS, ASME B 16.25  
INSPECTION AND TEST, API 598/API 6D

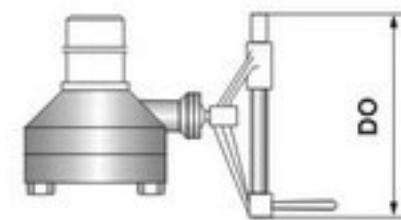
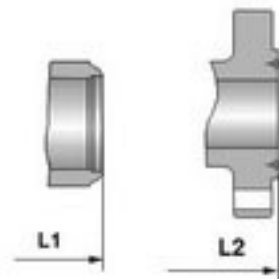
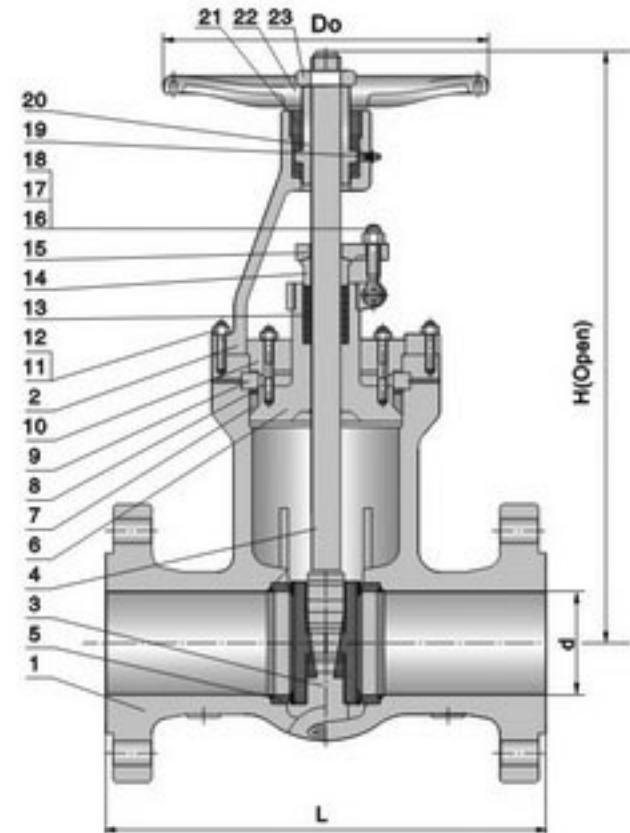
### Design description:

PSB, PRESSURE SEAL BONNET  
"V" WITH LEADING TO DISC  
RENEWABLE SEAT RINGS  
FORGED T-HEAD STEM  
RISING STEM AND NON-RISING HANDWHEEL  
FLANGED OR BUTTWELDING ENDS  
AVAILABLE WITH BG OPERATOR

### Materials of parts

No	Part Name	Carbon Steel	ASTM Material 1 1/4Cr-1/2Mo	18Cr-9Ni-2Mo
1	Body	A216-WCB	A217-WC6	A351-CF8M
2	Yoke	A216-WCB	A217-WC6	A351-CF8M
3	Wedge	A216-WCB+HF	A217-WC6+HF	A351-CF8M+HF
4	Stem	A182-F6a	CR-MO-V	A182-316
5	Seat Ring	A105+HF	A182-F11+HF	A240-316+HF
6	Bonnet	A105	A182-F11	A240-316
7	Bonnet Gasket <sup>1)</sup>	Steel Ring	304SS Ring	316SS Ring
8	Adapter Ring	Carbon Steel	A276-420	A276-316
9	Retainer	Carbon Steel	A276-420	A276-316
10	Yoke Cap	Carbon Steel	Alloy Steel	Stainless Steel
11	Bonnet Stud	A193-B7	A193-B16	A193-B8M
12	Bonnet Stud Nut	A194-2H	A194-7	A194-8M
13	Packing		Graphite	
14	Gland	A276-420	A276-304	A276-316L
15	Gland Flange	A216-WCB	A217-WC6	A351-CF8M
16	Eyebolt Pin	Carbon Steel	A276-420	A276-316
17	Eyebolt	Carbon Steel	A193-B7	A193-B8
18	Eyebolt Nut	Carbon Steel	A194-2H	A194-8
19	Grease Fitting		Brass+Steel	
20	Yokesleeve		Aluminum-Bronze <sup>2)</sup>	
21	Yokesleeve Jam Nut		Carbon Steel	
22	Handwheel		Malleable Iron	
23	Handwheel Nut		Carbon Steel	

Note: 1). Graphite optional  
2). Ductile Ni-Resist optional  
3). Wedge and seat ring may either be solid facing material or a base material equal to or better than the body/bonnet material with facing as shown.



### Dimensions data

NPS	2	2 1/2	3	4	6	8	10	12	14	16	18	20	24	26	28	32	34	36	in
DN	50	65	80	100	150	200	250	300	350	400	450	500	600	650	700	800	850	900	mm

#### ANSI Class 1500Lb

L1 (BW)	8.50	10.00	12.00	16.00	22.00	28.00	34.00	39.00	42.00	47.00	52.99	57.99	76.49	80.00	86.96	90.00	95.00	100.98	in
	216	254	305	406	559	711	864	991	1067	1194	1346	1473	1943	2033	2209	2286	2413	2565	mm
L (RF)	14.50	16.50	18.50	21.50	27.75	32.75	39.00	44.50	49.50	54.50	60.51	65.51	76.49	80.00	86.96	90.00	95.00	100.98	in
	368	419	470	546	705	832	991	1130	1257	1384	1537	1664	1943	2033	2209	2286	2413	2565	mm
L2 (RTJ)	14.62	16.62	18.62	21.62	28.00	33.12	39.38	45.12	50.25	55.38	61.37	66.37	77.63	-	-	-	-	-	in
	371	422	473	549	711	841	1000	1146	1276	1407	1559	1686	1972	-	-	-	-	-	mm
H (OPEN)	17.62	17.62	21.62	25.25	33.5	38.62	46.5	62.25	70.5	78	86.96	93.97	110.00	121.96	133.97	147.48	120.00	127.99	in
	448	448	550	640	850	980	1180	1580	1790	1980	2209	2387	2794	3098	3403	3746	3048	3251	mm
Do	14	14	14	18	24	28	34	34	34	34	33.85	33.85	33.85	40.15	40.15	40.15	-	-	in
	350	350	350	450	600	700	850	850	850	850	860	860	860	1020	1020	1020	-	-	mm
WT (kg)	39	45	55	77	175	323	540	795	1115	1556	4000	4800	7500	8900	10000	13500	16000	18900	BW
	69	80	95	123	283	481	795	1148	1626	2195	5225	6310	9050	9934	11174	14852	17443	21246	RF/RTJ